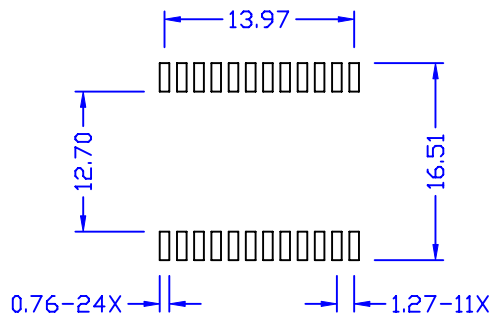
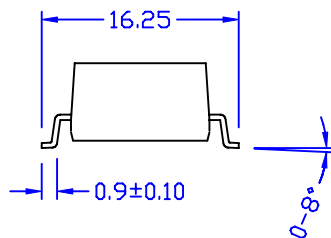
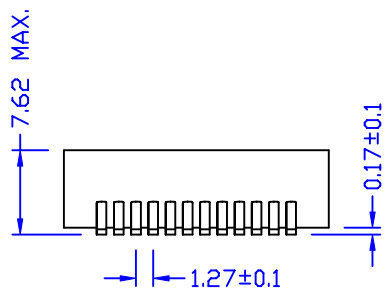
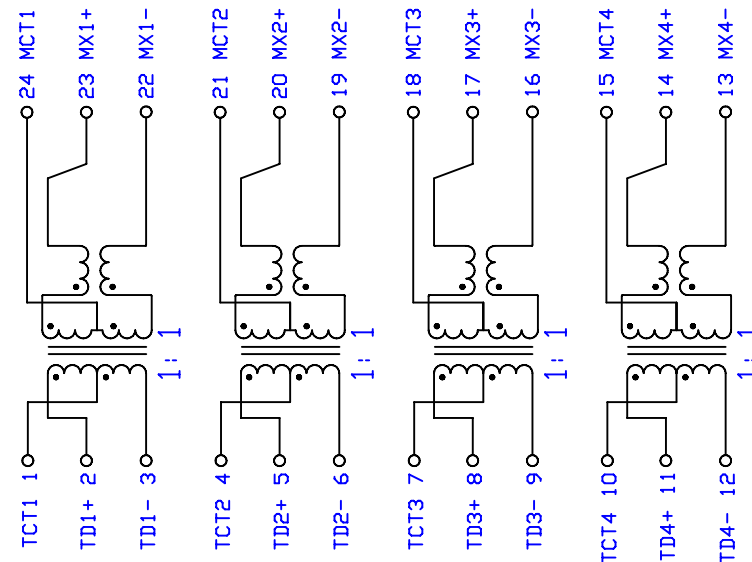


DOT PIN#1



PCB SUGGEST PAD LAYOUT

TOLERANCE : ± 0.25



ELECTRICAL CHARACTERISTICS : (H5004 COMPATIBLE)

- INSULATION HI-POT : 1500 V_{rms}/0.5mA 1 Sec.
- TURN RATIO (±5%) : 1CT : 1
- INSULATION RESISTANCE : 10,000 MOHM
- DCL : 350uH MIN. 8mA/DC Bias (FROM 0°C TO 70°C)
- PRI./SEC. CW/W : 28pF MAX.
- TX/RX L/L (uH MAX.) : 0.5/0.5
- CROSS TALK (dB MIN.) : 30MHZ_j-45 60MHZ_j-40 100MHZ_j-35
- INSERTION LOSS (1MHZ-100MHZ) : 1.0dB MAX.
- RETURN LOSS (dB MIN. @100 OHM) :

1-30MHZ	40MHZ	50MHZ	60-80MHZ	100MHZ
-16	-14.4	-13.1	-12	-10
- DIFFERENTIAL TO COMMON MODE REJECTION (dB MIN.) :

30MHZ	60MHZ	100MHZ
-43	-37	-33
- RoHS COMPLIANT

					 Atech Technology Co. Ltd. TEL:02794-6667 FAX:02794-8004		TITLE 100/1000 BASE-T TRANSFORMER	
							DWG. NO. ATPL-107AR	
RELEASE	05/07/2007	PAIR	WILLIE	EUGENE	UNITS: M/M		SAFETY	
NO.	DESCRIPTION	DATE	BY	CHK	APPD	DATE	SHEET 1 OF 1	
REVISIONS						05/07/07	DRAW Pair	